

Appendix E – VEX U



Introduction

We are thrilled to continue the exciting VEX U program for another year. There are so many colleges and universities which already use the VEX EDR System in their academic programs that it is only natural that they have a place to pit their skills against each other in some friendly competition. Just like past seasons, there will be a culminating event at the VEX Robotics World Championship along with regional tournaments across the world. Not only does everyone get to see which school has what it takes to be a Champion, but the schools participating get the chance to show their stuff in front of thousands of future engineers and really demonstrate what makes their school remarkable.

Event Information

Several of the University partners participating in VEX U will be holding tournament events in addition to the capstone competition at the 2018 VEX Robotics World Championships. For more information on VEX U events refer to <http://robotevents.com/> to find event details, pricing, and registration info.

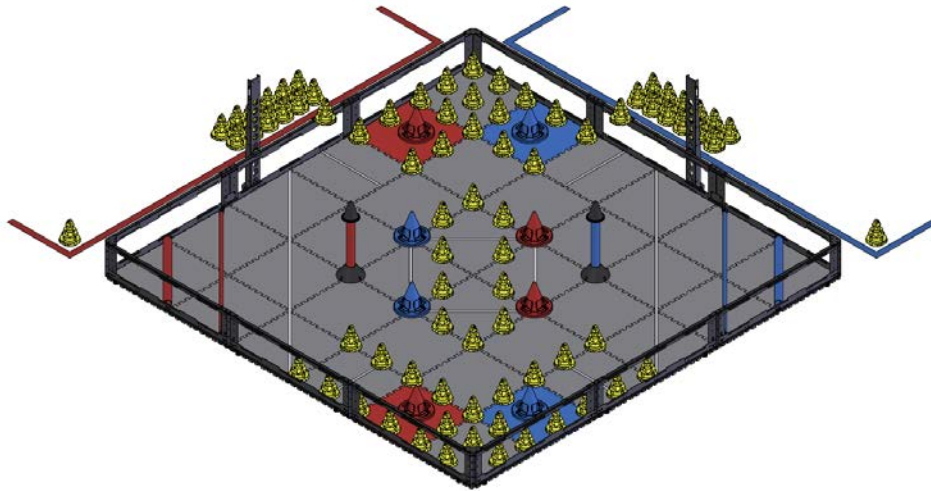
Game, Robot, and Tournament Rules

VEX U uses the *VEX Robotics Competition In the Zone* field with **no modifications**. Anyone that already has a *VEX Robotics Competition In the Zone* field can use it for a VEX U event or team.

Please consult the *VEX Robotics Competition In the Zone* Game Manual for the foundation set of competition details. All the same Game, Robot, & Tournament rules apply except for the modifications listed in this document. In the event of a rules conflict, the rules listed in this document and rulings on the VEX U Q&A take precedence.



VEX Robotics Competition In the Zone – Appendix E



Note: This appendix only details changes and additions specific to VEX U.
Please make sure you refer to the VEX Robotics Competition In the Zone Game Manual for full game rules and descriptions.

Game and Tournament Rule Modifications

<VUG1> Instead of a 2-team vs. 2-team format, VEX U matches will be played 1-team vs. 1-team in 2017-18: each team will only use ONE (1) *Robot* in each match.

- a. Teams are allowed to build as many *Robots* as they would like, but only one (1) may be used on the field during a *Match*. They may only bring one (1) *Robot* from the pit to the playing field for any *Match*.
- b. All *Robots* must pass inspection before they are allowed to compete.

<VUG2> Qualification matches will be conducted like normal, in the 1 v 1 format described above.


<VUG3> An elimination tournament will be conducted similar to the Middle School & High School tournament. At the end of the competition, ONE team will emerge as the event champion.

<VUG4> The *Autonomous Period* at the beginning of every *Match* will be 45 seconds.

- a. All interaction with robots during the *Autonomous Period* is strictly prohibited. The intent of this rule is to ensure College teams are encouraged to develop advanced autonomous routines.

<VUG5> The *Driver Control Period* will be shortened to 75 seconds and immediately follows the *Autonomous Period*.

<VUG6> Each team will have thirteen (13) *Cones* available as *Match Control Loads*. These are subject to same restrictions listed in Section 2 of the VRC In the Zone Game Manual.



VEX Robotics Competition In the Zone – Appendix E

<**VUG7**> Once the Match begins, Robots may expand beyond the starting size defined in <VUR1>, but no horizontal dimension can exceed 48" (1219.2 mm). The Robot may not exceed this limit for the duration of the Match.

- a. There is no height limit on *Robot* expansion.

Robot Rule Modifications

<**VUR1**> Teams must build all robots subject to the following size restrictions at the start of the match:

- a. Robots must be smaller than 24" x 24" x 24".

<**VUR2**> Teams are allowed to fabricate their own unique VEX parts from the following additional items, for each of their robots:

- a. Plastic cut from a single 6" x 6" x 1" block.
 - i. Examples of "plastic block" are PVC, Delrin, and ABS.
- b. Steel OR Aluminum cut from a single sheet no larger than 12" x 12" and no thicker than 0.070"
- c. An unlimited number of plastic 3D printed parts, each less than 3" x 6" x 6".

Note: these are not measured by "volume". Teams are restricted as though the components they are constructing were made from the raw materials listed.

<**VUR3**> Each Robot is allowed to utilize up to one (1) VEX ARM® Cortex®-based Microcontroller

- a. No other types of VEX Microcontroller are permitted.

<**VUR4**> Each Robot is permitted to use up to twelve (12) VEX EDR motors or VEX Servos (Any combination, up to twelve).


<**VUR5**> Each Robot must use one (1) VEXnet module.

<**VUR6**> Each Robot is still only allowed up to two (2) operators and one (1) coach.

- a. Drivers **MUST** be post-secondary school individuals.
 - i. Any individual enrolled in a post-secondary school is eligible to be a driver.
 - ii. There are no restrictions on who can be a Coach in VEX U.
 - iii. Professionals not enrolled in post-secondary education are also **NOT** eligible to be a driver.

<**VUR7**> There is **NO** restriction on sensors and additional electronics used for sensing and processing except as follows:





VEX Robotics Competition In the Zone – Appendix E

- a. Sensors and Electronics **MUST** be connected to the VEX ARM® Cortex®-based Microcontroller, and can only be connected via any of the externally accessible ports.
- b. Sensors and Electronics **CANNOT** directly electrically interface with the VEX motors, motor controllers, or solenoids.
- c. The additional Sensors and Electronics may only receive power from any of the following:
 - i. Directly from the VEX ARM® Cortex®-based Microcontroller via any externally accessible port.
 - ii. From an additional VEX 7.2V Robot Battery or from a VEX 9.6V Transmitter Battery (only one (1) additional battery can be used for sensor power.)

<VUR8> Additional Motors, Servos and Actuators are NOT allowed.

<VUR9> No R/F communication is allowed between robots. However other non R/F forms of communication are permitted. (i.e. IR, ultrasonic, etc.).

<VUR10> Teams must display their team identification letters (e.g. "IFI", "ABCD") in two visible locations on opposing sides of the Robot. The team identification letters in total must be at least 2" high and 3" wide.

Skills Challenges

This year, VEX U teams will have the opportunity to participate in Skills Challenges just like the High School and Middle Schools teams. All rules apply from Appendix B – Robot Skills Challenge.

Team Composition

We want to see Colleges and Universities from around the world register for VEX U to face off in head-to-head competition. While colleges are not limited to one team and while a team can consist of students from multiple colleges we hope that each team is identified with and proudly represents one (1) post-secondary institution. (e.g. "Clarkson University" vs. "UC Santa Barbara"). Of course, college level club teams and mixed composition teams are also encouraged to participate!

Rule Clarifications

For any rule clarifications or questions please use the official Q&A at http://www.vexrobotics.com/In_the_Zone

